


Welcome to the

# Year 3 Parent Information Meeting

2021-2022



## Year 3 Teachers:


3C – Miss Copps

3W – Miss Wilson

3H – Miss Hill

## Year 3 Learning Support Staff:


Ms Lindsay, Mrs Gibson, Mrs Schulz, Miss Tuffey, Mrs Scott and Mrs Edmonds



## Children need to have:


- The correct uniform (Page 9). Please ensure your child arrives at school with their shirts tucked in and their top buttons done up
- A school bag – this needs to be big enough to fit in an A4 homework book
- A coat for playtime
- A water bottle
- Their school planner and reading book
- A pencil case

*Please ensure all your children's belongings are named*



## P.E.

- Please continue to send your child into school in their P.E kits on Mondays and Fridays
- They should bring their school shoes in a separate named bag in case their trainers get muddy on the field
- Please provide them with a light, waterproof jacket as they will be outside in all weathers




## Planners

School planners are a useful tool.

1. They are used to record the children's reading, homework and times table progress
2. They are a means of communicating between home and school
3. They have lots of useful resources in them such as spelling lists, times tables and grammar for children to use in class and for homework
4. School information such as phone numbers, home school agreement, uniform list, term dates


*Please ensure you and your child have discussed and signed the home school agreement (Page 8)*



## Break time snacks

- Fresh or dried fruit and vegetables ONLY please.
- No bars, yoghurts, 'winders' or sweets please.


*WE ARE A TOTALLY NUT FREE SCHOOL.*



## Long term medication

For any long-term or on-going medications e.g. adrenalin or asthma inhalers, we are required to have a copy of your child's up to date care plan, including emergency procedures, written by their healthcare professional.

If you have an up to date care plan for your child, we would be grateful if you could provide the office with a copy.




## School Behaviour Policy

- We work together with parents and pupils, to promote excellent behaviour
- We want to create a positive learning environment to allow all children to reach their full learning potential
- Stickers in their planners
- Rewards








## Restorative Practice (RP)

**RP is based on the philosophy and principles of restorative justice. Restorative Practice involves:**

- Viewing wrong doing through a relational lens
- Understanding that harm has been done to people and relationships
- Understanding that when such harm is done, it creates obligations and liabilities
- Focusing on repairing the harm and making things right



## Our School Values

- Importance of our values
- Value memos





## Creative Curriculum

Over the past few years, we have successfully adopted a more holistic approach to teaching and learning which combines English with the wider curriculum.


Across the year, we will have five main units:

- Home Sweet Home
- Ancient Egyptians
- Enchanted Woodland
- Pebble in my Pocket
- Ancient Greece

Each week will consist of at least one grammar lesson, one reading and three writing lessons with the remaining lessons being dedicated to skills across the wider curriculum.

We have found that this approach encourages children to make much clearer links in their learning, inspires better quality writing and promotes higher levels of enthusiasm and engagement.

As a school, we feel continuing to teach in this style is the most effective way to support children after two long periods away from the classroom. We will, of course, be mindful of any potential gaps in the children's knowledge and have mapped out a long term plan in which all missed learning will be caught up.




## Times Table Tests

Times tables – we will give the children a times table test twice a week. Please help your child to practise them in preparation for the test.

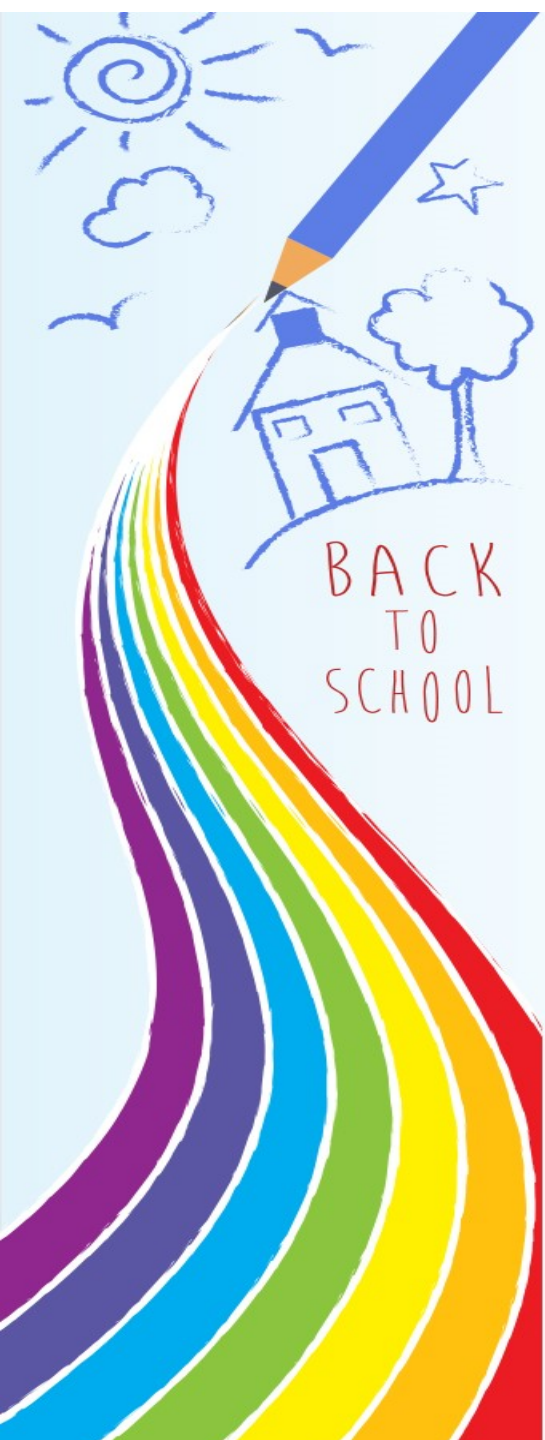
They move on to the next times table once they have achieved 24 out of 24 on more than one occasion.

***The order is: 2, 5, 10, 3, 4, and 8 times tables.***




# The RSHE Curriculum

- RSHE is taught as part of our school's PSHE curriculum
- It will be taught weekly during the Summer Term
- All children will be included in the sessions unless the Co-Headteachers are informed in writing of the reason you do not want your child to take part in the sessions




## RSHE Sessions:

- Session 1 – How Babies Grow
- Session 2 – Babies
- Session 3 – Outside Body Changes
- Session 4 – Inside body Changes
- Session 5 – Family Stereotypes
- Session 6 – Looking Ahead



# Vocabulary taught in RSHE

Changes	Egg
Birth	Male
Animals	Ovum/Ova
Babies	Female
Mother	Womb/Uterus
Growing up	Testicles
Baby	Vagina
Affection	Sperm
Grow	Penis
Care	Ovaries
Uterus	Stereotypes
Womb	Roles
Nutrients	Task
Survive	Challenge
Love	Change
Change	Looking forward
Puberty	Excited
Control	Nervous
Puberty	Anxious
	Happy



## Supporting your child at home:

We would really appreciate your support with the following:


**Reading** – please listen to your child read out loud for a minimum of 15 minutes, 5 times a week. Please write a comment in their planner to let us know how they got on, where they got up to and if they finished the book.

**Home learning** – Each week there will be a task linked to our learning which will be given out on a Wednesday and needs to be handed in on a Monday morning. *If for any reason your child is unable to complete the home learning, please write a note in their planner before the due date.*

**Times Tables-** please practise times tables with your child. The expectation is that they should know their **2, 5, 10, 3, 4 and 8** times tables by the end of the year, ready for the statutory times table test in Year 4.

*The children have been given their TT Rockstars username and passwords. These are at the front of their planners.*






## Equipment List for Home learning Tasks:

Homework should be completed in pencil, unless children have received their pen license in which case they should use a handwriting pen. This does not include felt tips or biro.

- A sharp writing pencil
- Colouring pencils
- 30 cm ruler

*Please find the home learning expectations at the front of your child's home learning book.*




## Interventions

You may find your child is receiving additional support to boost their understanding across their curriculum.

This could include:

- Spellings
- TRACKS
- Handwriting
- Writing
- Reading
- Maths
- Social group



## Reminders

- If you need to contact your child's teacher, please write a note in the planner and we will be able to answer your query or arrange a phone call
- Alternatively, you can contact us on email via [year3@stannsheath.org](mailto:year3@stannsheath.org)
- Please replenish your child's pencil case